

“Threading-Followed-by-Swelling”: A New Protocol for Rotaxane Synthesis

Ching-Wei Chiu,[†] Chien-Chen Lai,[‡] and Sheng-Hsien Chiu^{*,†}

Department of Chemistry, National Taiwan University, Taipei, Taiwan, ROC, and Institute of Molecular Biology, National Chung Hsing University, and Department of Medical Genetics, China Medical University Hospital, Taichung, Taiwan, ROC

Received December 30, 2006; E-mail: shchiu@ntu.edu.tw

Rotaxanes have potential applicability as molecular actuators and switches within mesoscale molecular electronics devices.¹ Although many molecular rotaxanes have been synthesized using a range of recognition systems,² the protocols that are applied to the synthesis of these interlocked molecules remain limited in general to threading-followed-by-stoppering, slippage, and clipping approaches.³ Although, in theory, rotaxanes could also be prepared through swelling of the terminal groups of the rod-like components of pseudorotaxane-like complexes (Figure 1), no “threading-followed-by-swelling” approaches have been demonstrated previously, most likely because of the difficulties in designing such systems, which would require the following features: (1) The “swelling” process should be conceptually unrelated to a “stoppering” process; ideally, the enlargement of the terminal group should be achieved without attaching any additional atoms or molecular motifs. (2) The macrocyclic unit must recognize the thread component with sufficient binding affinity while maintaining a delicate size balance with the terminal groups to ensure that it can pass over the terminal group prior to swelling, but not after. (3) The swelling of the terminal group must be initiated under controllable conditions. Herein, we describe the use of a threading-followed-by-swelling protocol to synthesize molecular rotaxanes by modifying our previously reported “oxygen-deficient” macrocycle 1/dibenzylammonium ion (1/DBA⁺) molecular recognition system⁴ and using a *cis*-1-[(*Z*)-alk-1'-enyl]-2-vinylcyclopropane motif as the swellable terminal group.

Even when pseudorotaxanes are predominant species in solution, the chemical reactions that interlock their components to form rotaxanes often release undesired anions or other side products that may destabilize the pseudorotaxane and, thus, decrease the efficiency of the rotaxane synthesis.⁵ We believed that pericyclic rearrangement of the carbon atom skeleton of a terminal group of a pseudorotaxane would be a clean and efficient means of interlocking the components because the size of the terminal group can be enlarged without the assistance of any other chemical reagents; that is, it is atom economical.⁶ We chose the *cis*-1-[(*Z*)-alk-1'-enyl]-2-vinylcyclopropane group (Scheme 1) as the terminal group for the swelling process because it can be converted into a bulkier cycloheptadiene motif through a relatively slow Cope rearrangement under ambient conditions;⁷ thus, we should be able to isolate the *cis*-1-[(*Z*)-alk-1'-enyl]-2-vinylcyclopropane-terminated thread-like ion at room temperature and then initiate the swelling process by elevating the temperature.

We reported previously that macrocycle 1 encircles dialkylammonium ions with high binding affinity in low-polarity solvents.⁴ Thus, we prepared the racemic thread-like salt 3-H•PF₆—featuring *p*-*tert*-butylphenyl and *cis*-1-[(*Z*)-alk-1'-enyl]-2-vinylcyclopropane units as its terminal groups—from *cis*-1,2-cyclopropanedimethanol 2 (see the Supporting Information) to pursue the threading-followed-by-swelling approach with macrocycle 1.

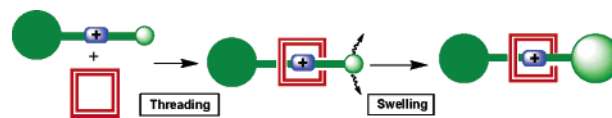
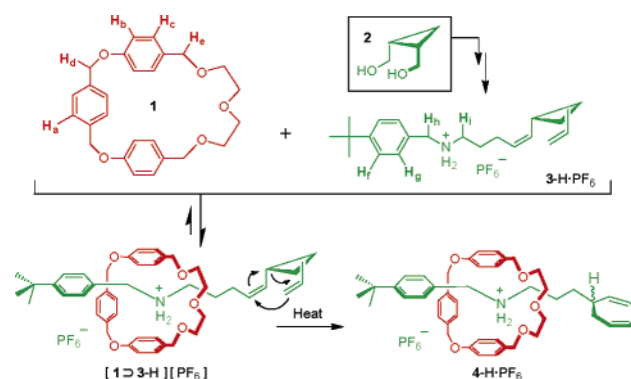


Figure 1. Cartoon representation of the threading-followed-by-swelling concept.

Scheme 1



An equimolar mixture of macrocycle 1 and thread 3-H•PF₆ (8 mM) in CD₃CN displayed three sets of resonances (Figure 2b)—one set for the free macrocycle 1 (cf. Figure 2a), one for the free salt 3-H•PF₆ (cf. Figure 2c), and one for the 1:1 complex formed between 1 and 3-H•PF₆. Because the shifts of the signals in the ¹H NMR spectrum of the complex formed between macrocycle 1 and the thread-like cation 3-H⁺ are similar to those observed for the pseudorotaxane formed from DBA⁺ and 1,⁴ we suspected that the former pair formed the [2]pseudorotaxane-like complex [1⊃3-H][PF₆] (Scheme 1). The ¹H NMR spectrum of an equimolar mixture of bis(*p*-*tert*-butylbenzyl)ammonium hexafluorophosphate and macrocycle 1 in CD₃CN (8 mM) exhibited no signals for any such complex, even after heating at 323 K for 24 h (see the Supporting Information); that is, under such conditions, macrocycle 1 lacks

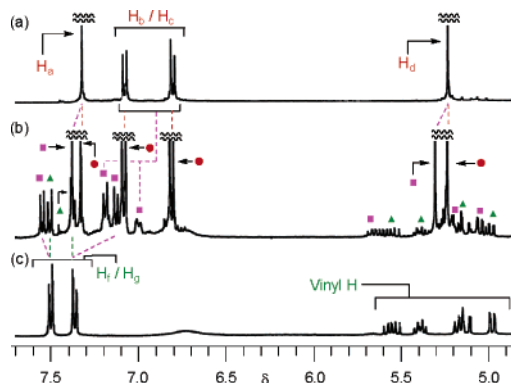


Figure 2. Partial ¹H NMR spectra (400 MHz, CD₃CN, 298 K) of (a) macrocycle 1, (b) an equimolar mixture of 1 and 3-H•PF₆ (8 mM), and (c) 3-H•PF₆. The descriptors red circle, green triangle, and pink square refer to the signals of the uncomplexed states of macrocycle 1 and thread 3-H•PF₆ and of their complex, respectively.

[†] National Taiwan University.

[‡] National Chung Hsing University and China Medical University Hospital.

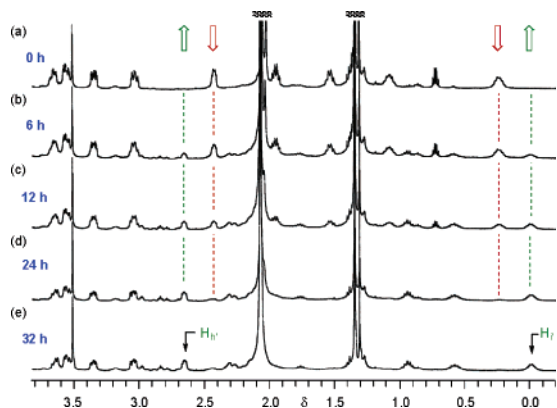


Figure 3. Partial ^1H NMR spectra (400 MHz, CD_3NO_2 , 323 K) displaying the formation of [2]rotaxane $4\text{-H}\cdot\text{PF}_6$ from the [2]pseudorotaxane $[1\supset 3\text{-H}][\text{PF}_6]$ over time: (a) 0, (b) 6, (c) 12, (d) 24, and (e) 32 h.

the ability to pass over *p*-*tert*-butylphenyl termini. Thus, the association and dissociation of the complex $[1\supset 3\text{-H}][\text{PF}_6]$ must occur via passage of only the *cis*-1-[(*Z*)-alk-1'-enyl]-2-vinylcyclopropane terminus of the thread-like component through macrocycle **1**. Using a single-point method,⁸ we determined the association constant (K_a) for the interaction between macrocycle **1** and the thread-like salt $3\text{-H}\cdot\text{PF}_6$ in CD_3CN to be 260 M^{-1} , which suggests that the *cis*-1-[(*Z*)-alk-1'-enyl]-2-vinylcyclopropane terminal group does not significantly affect the binding affinity between the two components.⁹

Because the macrocycle $1/\text{DBA}^+$ system forms a stronger complex in CD_3NO_2 , which simplifies the ^1H NMR spectra by weakening the signals of the uncomplexed components to negligible levels, we used this solvent to monitor the progress of the swelling process.¹⁰ From an equimolar mixture of macrocycle **1** and thread $3\text{-H}\cdot\text{PF}_6$ (initial concentrations: 8 mM) in CD_3NO_2 at 323 K, Figure 3 displays the gradual consumption of the signals of the dialkenylcyclopropane-terminated [2]pseudorotaxane $[1\supset 3\text{-H}][\text{PF}_6]$ and the concomitant rise in the intensities of the signals of the cycloheptadiene-terminated [2]rotaxane $4\text{-H}\cdot\text{PF}_6$. Thus, heating an equimolar mixture of **1** and $3\text{-H}\cdot\text{PF}_6$ in CH_3NO_2 (70 mM) at 323 K for 48 h, followed by ion exchange ($\text{NH}_4\text{PF}_6/\text{H}_2\text{O}$) and chromatography processes, provided the [2]rotaxane $4\text{-H}\cdot\text{PF}_6$ in an isolated yield of 86%.

Although the [2]rotaxane $4\text{-H}\cdot\text{PF}_6$ was obtained as a racemic mixture, hydrogenation of the cycloheptadiene terminus converted each enantiomer into a single cycloheptane-terminated achiral [2]rotaxane $5\text{-H}\cdot\text{PF}_6$ (Figure 4). No signals of the free components appeared in the ^1H NMR spectrum (see the Supporting Information) after heating a solution of the [2]rotaxane $5\text{-H}\cdot\text{PF}_6$ in CD_3SOCD_3 at 343 K for 2 h, confirming the interlocked nature of its two components.

To prove the generality of this approach, based on the knowledge that *p*-*tert*-butylphenyl¹¹ and cycloheptane¹² moieties are effective stopper units for dibenzo[24]crown-8 (DB24C8),¹³ we applied a similar complexation–swelling–hydrogenation sequence to an equimolar mixture of DB24C8 and $3\text{-H}\cdot\text{PF}_6$; the corresponding [2]rotaxane was obtained in 64% yield after counterion exchange (see Supporting Information).

We have successfully demonstrated that a threading–followed–by–swelling protocol, with subsequent hydrogenation, can be used to synthesize achiral molecular rotaxanes. Because the interlocking of macrocycles through swelling of *cis*-1-[(*Z*)-alk-1'-enyl]-2-vinylcyclopropane termini is a mild and high-yielding method for synthesizing [2]rotaxanes, we believe that threading–followed–by–swelling protocols will be applicable for synthesizing more

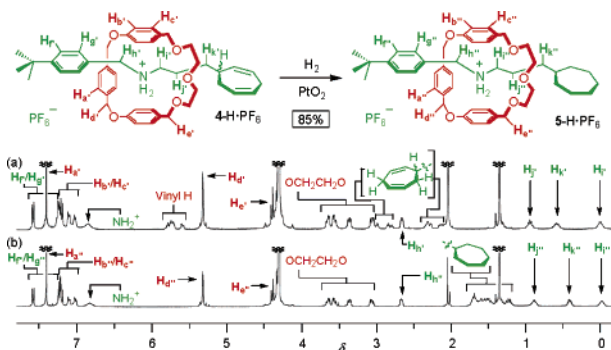


Figure 4. The hydrogenation reaction that converts the racemic [2]rotaxane $4\text{-H}\cdot\text{PF}_6$ into the achiral [2]rotaxane $5\text{-H}\cdot\text{PF}_6$, and ^1H NMR spectra (400 MHz, CD_3NO_2 , 298 K) of (a) $4\text{-H}\cdot\text{PF}_6$ and (b) $5\text{-H}\cdot\text{PF}_6$.

complicated interlocked molecules, such as higher-order rotaxanes; related studies are currently under investigation in our laboratory.

Acknowledgment. This paper is dedicated to Professor J. Fraser Stoddart on the occasion of his 65th birthday. This study was supported by the National Science Council, Taiwan (NSC-95-2113-M-002-016-MY3 and NSC-95-2752-M-002-002-PAE).

Supporting Information Available: Experimental procedures for the preparation of all new compounds and their characterization data. This material is available free of charge via the Internet at <http://pubs.acs.org>.

References

- (1) (a) *Molecular Electronics: Science and Technology*; Aviram, A., Ratner, M., Eds.; New York Academy of Sciences: New York, 1998. (b) Yu, H.; Luo, Y.; Beverly, K.; Stoddart, J. F.; Tseng, H.-R.; Health, J. R. *Angew. Chem., Int. Ed.* **2003**, *42*, 5706–5711.
- (2) (a) Amabilino, D. B.; Stoddart, J. F. *Chem. Rev.* **1995**, *95*, 2725–2829. (b) *Molecular Catenanes, Rotaxanes and Knots*; Sauvage, J.-P., Dietrich-Buchecker, C., Eds.; VCH-Wiley: Weinheim, Germany, 1999. (c) Kay, E. R.; Leigh, D. A. *Top. Curr. Chem.* **2005**, *262*, 133–177.
- (3) For detailed explanations of these approaches, see: (a) Arico, F.; Badjic, J. D.; Cantrill, S. J.; Flood, A. H.; Leung, K. C.-F.; Liu, Y.; Stoddart, J. F. *Top. Curr. Chem.* **2005**, *249*, 203–259. In addition, a threading–followed–by–shrinking protocol has also been reported; see: (b) Yoon, I.; Naita, M.; Shimizu, T.; Asakawa, M. *J. Am. Chem. Soc.* **2004**, *126*, 16740–16741.
- (4) (a) Cheng, P.-N.; Hung, W.-C.; Chiu, S.-H. *Tetrahedron Lett.* **2005**, *46*, 4239–4242. (b) Cheng, P.-N.; Huang, P.-Y.; Li, W.-S.; Ueng, S.-H.; Hung, W.-C.; Liu, Y.-H.; Lai, C.-C.; Peng, S.-M.; Chao, I.; Chiu, S.-H. *J. Org. Chem.* **2006**, *71*, 2373–2383.
- (5) (a) Rowan, S. J.; Cantrill, S. J.; Stoddart, J. F. *Org. Lett.* **1999**, *1*, 129–132. (b) Kihara, N.; Shin, J.-H.; Ohga, Y.; Takata, T. *Chem. Lett.* **2001**, 592–593.
- (6) Trost, B. M. *Science* **1991**, *254*, 1471–1477.
- (7) The *E* isomer undergoes rapid rearrangement at ambient temperature; the *trans* isomer requires unfavorably high temperature ($>150\text{ }^\circ\text{C}$) to perform the same rearrangement; see: (a) Baldwin, J. E.; Ullenius, C. *J. Am. Chem. Soc.* **1974**, *96*, 1542–1547. (b) Schneider, M. P.; Rau, A. *J. Am. Chem. Soc.* **1979**, *101*, 4426–4427. (c) Pohnert, G.; Boland, W. *Tetrahedron* **1997**, *53*, 13681–13694.
- (8) (a) Connors, K. A. *Binding Constants*; Wiley: New York, 1987. (b) Ashton, P. R.; Chrystal, E. J. T.; Glink, P. T.; Menzer, S.; Schiavo, C.; Spencer, N.; Stoddart, J. F.; Tasker, P. A.; White, A. J. P.; Williams, D. J. *Chem.—Eur. J.* **1996**, *2*, 709–728.
- (9) The association constant (K_a) for the complexation of macrocycle **1** and the DBA^+ ion in CD_3CN has been reported to be 200 M^{-1} ; see: Cheng, K.-W.; Lai, C.-C.; Chiang, P.-T.; Chiu, S.-H. *Chem. Commun.* **2006**, 2854–2856.
- (10) The association constant (K_a) for the complexation of macrocycle **1** and thread $3\text{-H}\cdot\text{PF}_6$ in CD_3NO_2 is $15\,000\text{ M}^{-1}$, a value that is in good agreement with the data reported in ref 4.
- (11) The *p*-*tert*-butylphenyl group can function as a true stopper for interlocked DB24C8 units when intercomponent hydrogen bonding interactions are present; see: (a) Chiu, S.-H.; Rowan, S. J.; Cantrill, S. J.; Stoddart, J. F.; White, A. J. P.; Williams, D. J. *Chem.—Eur. J.* **2002**, *22*, 5170–5183. (b) Tachibana, Y.; Kihara, N.; Furusho, Y.; Takata, T. *Org. Lett.* **2004**, *6*, 4507–4509.
- (12) Ashton, P. R.; Baxter, I.; Fyfe, M. C. T.; Raymo, F. M.; Spencer, N.; Stoddart, J. F.; White, A. J. P.; Williams, D. J. *J. Am. Chem. Soc.* **1998**, *120*, 2297–2307.
- (13) For discussions of the self-assembly of DB24C8 and DBA^+ , see: Fyfe, M. C. T.; Stoddart, J. F. *Adv. Supramol. Chem.* **1999**, *5*, 1–53.

JA069362I